


Luminaire Photograph



Light Output Ratio:	25.5%	
Luminaire Power:	8.543 W	
SHR Nominal:	0.50	Calculated using the TM5
SHR Maximum:	0.55	fine grid method.

C Range: 0 - 360DEG
C Interval: 30.0DEG
Test Speed: HIGH
Temperature: 25.3 °C
Operators: zoe
Test Date: 2024-12-10

Range: 0 - 180DEG
Interval: 1.0DEG
Test System: EVERFINE GO-SPEX500_V1 SYSTEM V2.00.461
Humidity: 65.0%
Test Distance: 3.160m [K=1.0000]
Remarks: LAMP: NF2W757GRT-V4 Ra: 90
LENS: KY-XLZ148-36R+HONEYCOMB LOUVER
NOT DRIVER: 48V
30minutes warm-up

LUMINOUS INTENSITY DISTRIBUTION DIAGRAM

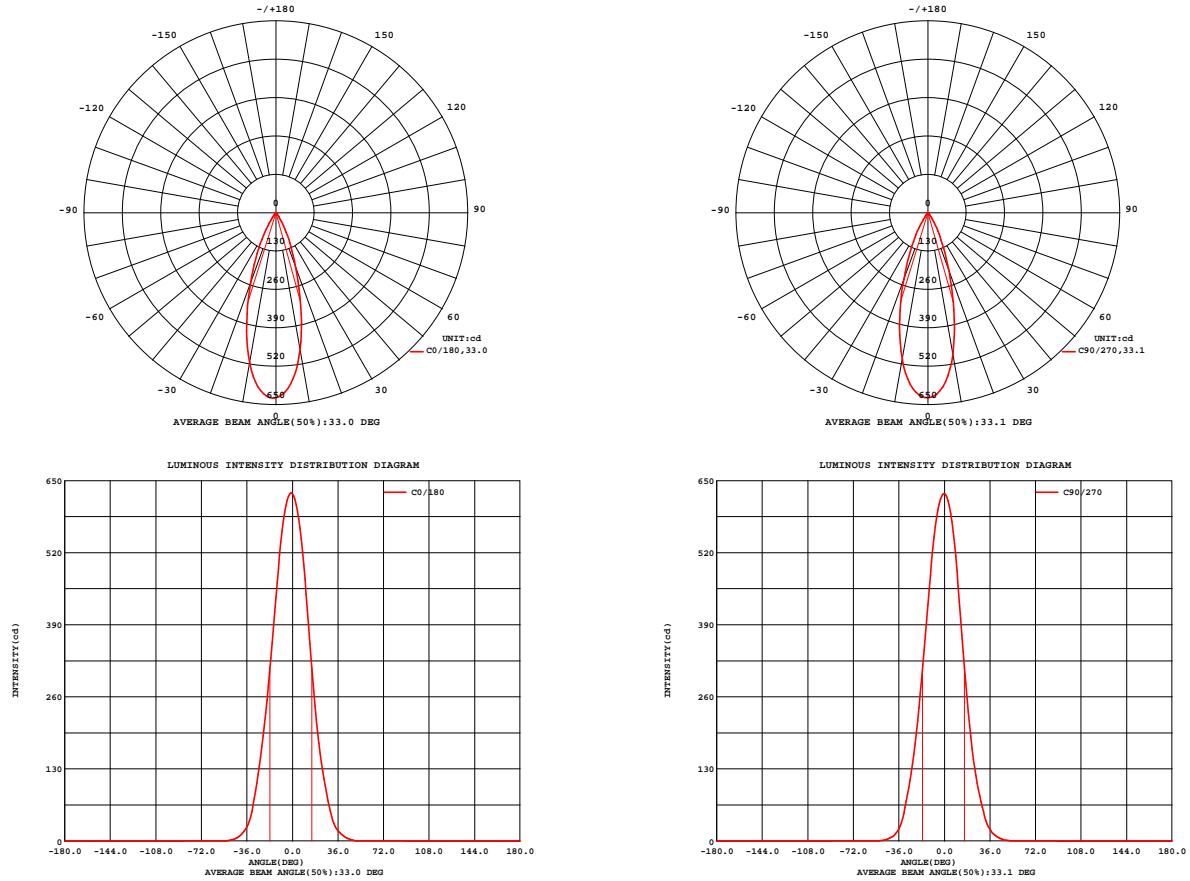


Fig. C0/C180

Fig. C90/C270

C Range: 0 - 360DEG
C Interval: 30.0DEG
Test Speed: HIGH
Temperature: 25.3 °C
Operators: zoe
Test Date: 2024-12-10

Range: 0 - 180DEG
Interval: 1.0DEG
Test System: EVERFINE GO-SPEX500_V1 SYSTEM V2.00.461
Humidity: 65.0%
Test Distance: 3.160m [K=1.0000]
Remarks: LAMP: NF2W757GRT-V4 Ra: 90
LENS: KY-XLZ148-36R+HONEYCOMB LOUVER
NOT DRIVER: 48V
30minutes warm-up

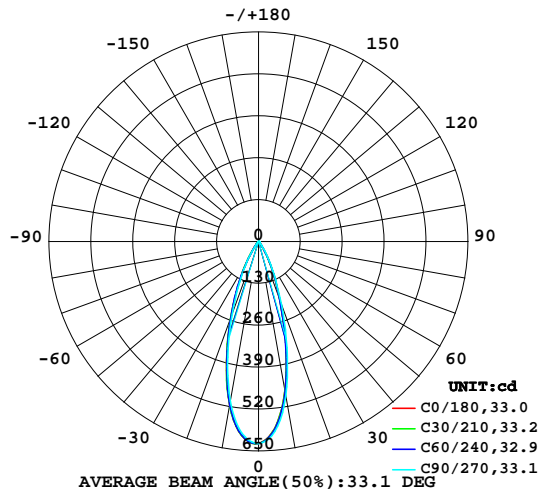
LUMINAIRE PHOTOMETRIC TEST REPORT

Test:U:47.997V I:0.1780A P:8.5435W PF:1.0000 Freq:49.99Hz
Lamp Flux:913.52x1 lm

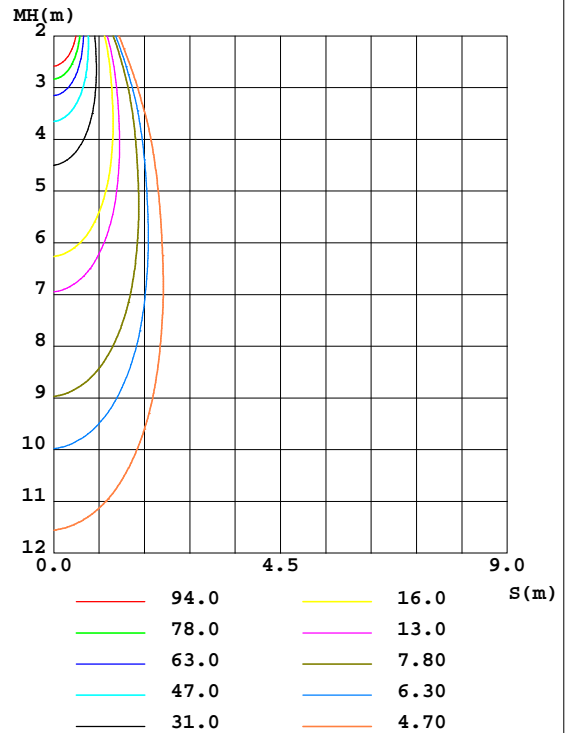
NAME: OZ48-KAHL-8	TYPE:	WEIGHT:
SPEC.: 3000K	DIM.:	SERIAL No.: 2412101468
MFR.: RISE	SUR.: 0.001833m2	Shielding Angle:

DATA OF LAMP		PHOTOMETRIC DATA Eff: 27.23 lm/W			
MODEL	Nichia	Imax(cd)	627.9	S/MH(C0/180)	0.58
NOMINAL POWER(W)	9	LOR(%)	25.5	S/MH(C90/270)	0.57
RATED VOLTAGE(V)	48	TOTAL FLUX(lm)	232.65	UP,DN(C0-180)	0.0,12.2
NOMINAL FLUX(lm)	913.52	CIE CLASS	DIRECT	UP,DN(C180-360)	0.0,13.3
LAMPS INSIDE	1	up(%)	0.0	CIBSE SHR NOM	0.50
TEST VOLTAGE(V)	48	down(%)	25.5	CIBSE SHR MAX	0.55

LUMINOUS INTENSITY DISTRIBUTION DIAGRAM



C0 PLANE ISOLUX DIAGRAM (UNIT:lx)



C Range: 0 - 360DEG
C Interval: 30.0DEG
Test Speed: HIGH
Temperature:25.3℃
Operators:zoe
Test Date:2024-12-10

Range: 0 - 180DEG
Interval: 1.0DEG
Test System:EVERFINE GO-SPEX500_V1 SYSTEM V2.00.461
Humidity:65.0%
Test Distance:3.160m [K=1.0000]
Remarks: LAMP:NF2W757GRT-V4 Ra:90
LENS:KY-XLZ148-36R+HONEYCOMB LOUVER
NOT DRIVER:48V
30minutes warm-up



ZONAL FLUX DIAGRAM

ZONAL FLUX DIAGRAM:

	C0	C45	C90	C135	C180	C225	C270	C315		zone	total	%lum,lamp
10	472.3	473.6	487.3	503.6	516.3	516.5	503.6	486.5	0- 10	53.49	53.49	23,5.86
20	195.9	194.5	209.7	231.3	253.3	256.0	240.7	217.3	10- 20	97.22	150.7	64.8,16.5
30	53.67	54.46	61.00	67.11	76.73	77.43	71.73	59.28	20- 30	60.30	211.0	90.7,23.1
40	9.942	10.10	10.66	11.35	12.53	11.44	9.747	9.193	30- 40	18.29	229.3	98.6,25.1
50	0.5318	0.7156	0.9861	0.9743	0.8841	0.7842	0.7625	0.5576	40- 50	3.194	232.5	99.9,25.4
60	0.0111	0.0110	0.0087	0.0143	0.0142	0.0073	0.0053	0.0050	50- 60	0.1614	232.6	100,25.5
70	0.0059	0.0043	0.0040	0.0042	0.0074	0.0039	0.0037	0.0047	60- 70	0.0066	232.6	100,25.5
80	0.0043	0.0026	0.0040	0.0017	0.0022	0.0012	0.0016	0.0023	70- 80	0.0036	232.7	100,25.5
90	0	0	0	0	0	0	0	0	80- 90	0.0016	232.7	100,25.5
100	0	0	0	0	0	0	0	0	90-100	0	232.7	100,25.5
110	0	0	0	0	0	0	0	0	100-110	0	232.7	100,25.5
120	0	0	0	0	0	0	0	0	110-120	0	232.7	100,25.5
130	0	0	0	0	0	0	0	0	120-130	0	232.7	100,25.5
140	0	0	0	0	0	0	0	0	130-140	0	232.7	100,25.5
150	0	0	0	0	0	0	0	0	140-150	0	232.7	100,25.5
160	0	0	0	0	0	0	0	0	150-160	0	232.7	100,25.5
170	0	0	0	0	0	0	0	0	160-170	0	232.7	100,25.5
180	0	0	0	0	0	0	0	0	170-180	0	232.7	100,25.5
DEG	LUMINOUS INTENSITY:cd									UNIT:lm		

C Range: 0 - 360DEG
C Interval: 30.0DEG
Test Speed: HIGH
Temperature:25.3℃
Operators:zoe
Test Date:2024-12-10

Range: 0 - 180DEG
Interval: 1.0DEG
Test System:EVERFINE GO-SPEX500_V1 SYSTEM V2.00.461
Humidity:65.0%
Test Distance:3.160m [K=1.0000]
Remarks: LAMP:NF2W757GRT-V4 Ra:90
LENS:KY-XLZ148-36R+HONEYCOMB LOUVER
NOT DRIVER:48V
30minutes warm-up

LUMINANCE LIMITATION CURVES

Test:U:47.997V I:0.1780A P:8.5435W PF:1.0000 Freq:49.99Hz
Lamp Flux:913.52x1 lm

NAME: OZ48-KAHL-8

TYPE:

WEIGHT:

SPEC.: 3000K

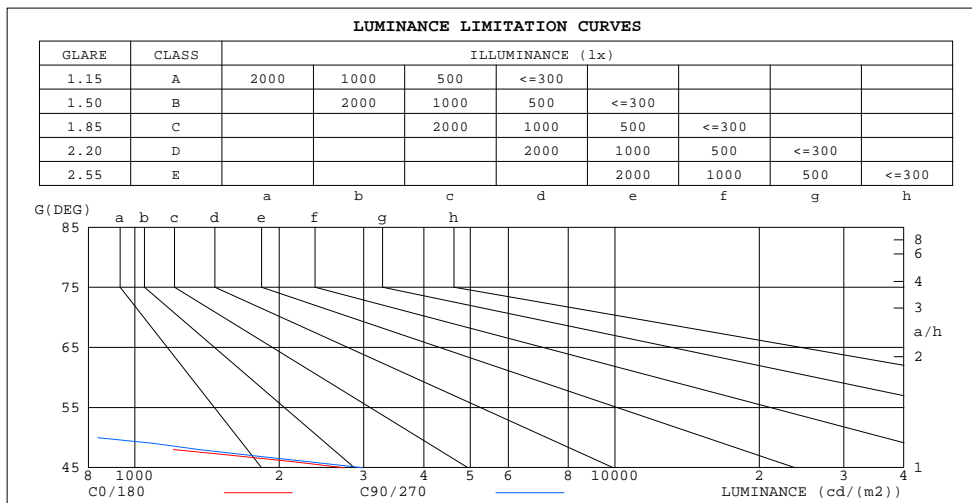
DIM.:

SERIAL No.: 2412101468

MFR.: RISE

SUR.: 0.001833m2

Shielding Angle:



LUMINANCE cd/(m2)		
G(DEG)	C0/180	C90/270
85	21	23
80	14	13
75	14	8
70	9	6
65	12	11
60	12	9
55	93	49
50	452	837
45	2731	2984

C Range: 0 - 360DEG
C Interval: 30.0DEG
Test Speed: HIGH
Temperature:25.3℃
Operators:zoe
Test Date:2024-12-10

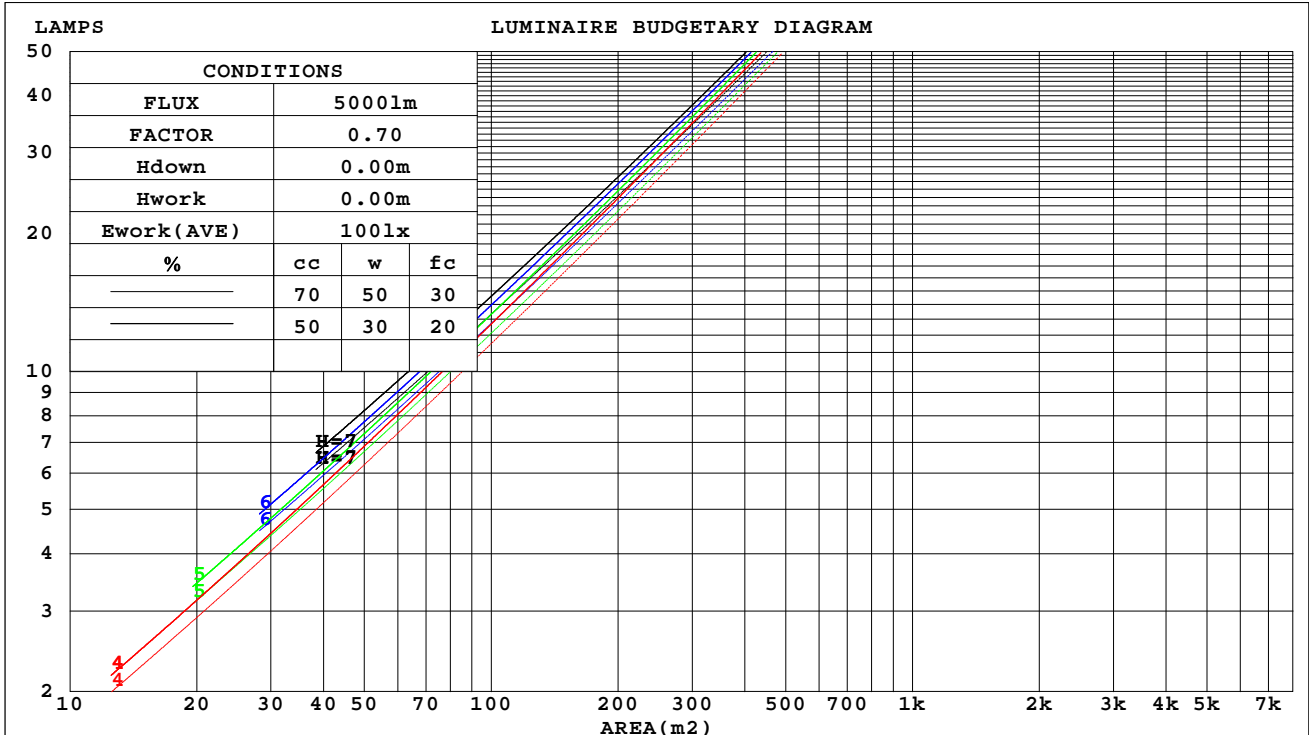
Range: 0 - 180DEG
Interval: 1.0DEG
Test System:EVERFINE GO-SPEX500_V1 SYSTEM V2.00.461
Humidity:65.0%
Test Distance:3.160m [K=1.0000]
Remarks: LAMP:NF2W757GRT-V4 Ra:90
LENS:KY-XLZ148-36R+HONEYCOMB LOUVER
NOT DRIVER:48V
30minutes warm-up

CU AND LUMINAIRE BUDGETARY ESTIMATE DIAGRAM

Test:U:47.997V I:0.1780A P:8.5435W PF:1.0000 Freq:49.99Hz
Lamp Flux:913.52x1 lm

NAME: OZ48-KAHL-8	TYPE:	WEIGHT:
SPEC.: 3000K	DIM.:	SERIAL No.: 2412101468
MFR.: RISE	SUR.: 0.001833m2	Shielding Angle:

cc	80%			70%			50%			30%			10%			0
w	50%	30%	10%	50%	30%	10%	50%	30%	10%	50%	30%	10%	50%	30%	10%	0
fc	20%			20%			20%			20%			20%			0
RCR	RCR:Room Cavity Ratio															



C Range: 0 - 360DEG
C Interval: 30.0DEG
Test Speed: HIGH
Temperature:25.3℃
Operators:zoe
Test Date:2024-12-10

Range: 0 - 180DEG
Interval: 1.0DEG
Test System:EVERFINE GO-SPEX500_V1 SYSTEM V2.00.461
Humidity:65.0%
Test Distance:3.160m [K=1.0000]
Remarks: LAMP:NF2W757GRT-V4 Ra:90
LENS:KY-XLZ148-36R+HONEYCOMB LOUVER
NOT DRIVER:48V
30minutes warm-up



WEC AND CCEC

Test:U:47.997V I:0.1780A P:8.5435W PF:1.0000 Freq:49.99Hz Lamp Flux:913.52x1 lm		
NAME: OZ48-KAHL-8	TYPE:	WEIGHT:
SPEC.: 3000K	DIM.:	SERIAL No.: 2412101468
MFR.: RISE	SUR.: 0.001833m2	Shielding Angle:

cc	80%			70%			50%			30%			10%			0
w	50%	30%	10%	50%	30%	10%	50%	30%	10%	50%	30%	10%	50%	30%	10%	0
fc	20%			20%			20%			20%			20%			0
RCR	RCR:Room Cavity Ratio						Wall Exitance Coefficients(WEC)									
0.0																
1.0	.038	.022	.007	.036	.021	.007	.033	.019	.006	.030	.018	.006	.028	.016	.005	
2.0	.036	.020	.006	.034	.019	.006	.032	.018	.005	.029	.016	.005	.027	.015	.005	
3.0	.034	.018	.005	.033	.017	.005	.030	.016	.005	.028	.016	.005	.026	.015	.005	
4.0	.032	.017	.005	.031	.016	.005	.029	.015	.005	.027	.015	.004	.026	.014	.004	
5.0	.030	.015	.004	.029	.015	.004	.028	.014	.004	.026	.014	.004	.025	.013	.004	
6.0	.029	.014	.004	.028	.014	.004	.027	.014	.004	.025	.013	.004	.024	.013	.004	
7.0	.028	.014	.004	.027	.013	.004	.026	.013	.004	.024	.013	.004	.023	.012	.004	
8.0	.026	.013	.004	.026	.013	.004	.025	.012	.004	.024	.012	.003	.023	.012	.003	
9.0	.025	.012	.003	.025	.012	.003	.024	.012	.003	.023	.011	.003	.022	.011	.003	
10.0	.024	.012	.003	.024	.012	.003	.023	.011	.003	.022	.011	.003	.021	.011	.003	

cc	80%			70%			50%			30%			10%			0
w	50%	30%	10%	50%	30%	10%	50%	30%	10%	50%	30%	10%	50%	30%	10%	0
fc	20%			20%			20%			20%			20%			0
RCR	RCR:Room Cavity Ratio			Ceiling Cavity Exitance Coefficients(CCEC)												
0.0	.049	.049	.049	.041	.041	.041	.028	.028	.028	.016	.016	.016	.005	.005	.005	
1.0	.043	.040	.037	.037	.034	.032	.025	.024	.022	.015	.014	.013	.005	.004	.004	
2.0	.039	.034	.030	.033	.029	.026	.023	.020	.018	.013	.012	.010	.004	.004	.003	
3.0	.035	.029	.024	.030	.025	.021	.021	.017	.015	.012	.010	.009	.004	.003	.003	
4.0	.032	.025	.020	.028	.022	.017	.019	.015	.012	.011	.009	.007	.004	.003	.002	
5.0	.030	.022	.016	.025	.019	.014	.018	.013	.010	.010	.008	.006	.003	.003	.002	
6.0	.028	.019	.014	.024	.017	.012	.016	.012	.008	.009	.007	.005	.003	.002	.002	
7.0	.026	.017	.012	.022	.015	.010	.015	.011	.007	.009	.006	.004	.003	.002	.001	
8.0	.024	.016	.010	.021	.014	.009	.014	.010	.006	.008	.006	.004	.003	.002	.001	
9.0	.023	.014	.009	.020	.012	.008	.014	.009	.005	.008	.005	.003	.003	.002	.001	
10.0	.022	.013	.008	.019	.011	.007	.013	.008	.005	.008	.005	.003	.002	.002	.001	

C Range: 0 - 360DEG
C Interval: 30.0DEG
Test Speed: HIGH
Temperature:25.3℃
Operators:zoe
Test Date:2024-12-10

Range: 0 - 180DEG
Interval: 1.0DEG
Test System:EVERFINE GO-SPEX500_V1 SYSTEM V2.00.461
Humidity:65.0%
Test Distance:3.160m [K=1.0000]
Remarks: LAMP:NF2W757GRT-V4 Ra:90
LENS:KY-XLZ148-36R+HONEYCOMB LOUVER
NOT DRIVER:48V
30minutes warm-up

UGR(Unified Glare Rating) Table

Test:U:47.997V I:0.1780A P:8.5435W PF:1.0000 Freq:49.99Hz Lamp Flux:913.52x1 lm										
NAME: OZ48-KAHL-8					TYPE:			WEIGHT:		
SPEC.: 3000K					DIM.:			SERIAL No.: 2412101468		
MFR.: RISE					SUR.: 0.001833m2			Shielding Angle:		
ceiling/cavity	0.7	0.7	0.5	0.5	0.3	0.7	0.7	0.5	0.5	0.3
walls	0.5	0.3	0.5	0.3	0.3	0.5	0.3	0.5	0.3	0.3
working plane	0.2	0.2	0.2	0.2	0.2	0.2	0.2	0.2	0.2	0.2
Room dimensions	Viewed crosswise					Viewed endwise				
x = 2H y = 2H	9.3	10.1	9.6	10.3	10.4	9.8	10.6	10.0	10.7	10.9
3H	9.2	9.9	9.4	10.1	10.3	9.7	10.4	9.9	10.6	10.7
4H	9.1	9.8	9.4	10.0	10.2	9.6	10.2	9.9	10.5	10.7
6H	9.0	9.6	9.3	9.9	10.1	9.5	10.1	9.8	10.4	10.6
8H	9.0	9.6	9.3	9.8	10.1	9.5	10.1	9.8	10.3	10.6
12H	8.9	9.5	9.2	9.8	10.0	9.4	10.0	9.7	10.2	10.5
4H 2H	9.1	9.8	9.4	10.0	10.2	9.6	10.2	9.9	10.5	10.7
3H	8.9	9.5	9.2	9.8	10.0	9.4	10.0	9.7	10.2	10.5
4H	8.8	9.4	9.2	9.6	10.0	9.3	9.8	9.7	10.1	10.4
6H	8.7	9.2	9.1	9.5	9.9	9.2	9.7	9.6	10.0	10.3
8H	8.7	9.1	9.1	9.5	9.8	9.2	9.6	9.6	9.9	10.3
12H	8.6	9.0	9.0	9.4	9.8	9.1	9.5	9.5	9.9	10.3
8H 4H	8.7	9.1	9.1	9.5	9.8	9.2	9.6	9.6	9.9	10.3
6H	8.6	8.9	9.0	9.3	9.7	9.1	9.4	9.5	9.8	10.2
8H	8.5	8.8	9.0	9.2	9.7	9.0	9.3	9.4	9.7	10.2
12H	8.5	8.7	8.9	9.2	9.6	8.9	9.2	9.4	9.6	10.1
12H 4H	8.6	9.0	9.0	9.4	9.8	9.1	9.5	9.5	9.9	10.3
6H	8.5	8.8	9.0	9.2	9.7	9.0	9.3	9.4	9.7	10.2
8H	8.5	8.7	8.9	9.2	9.6	8.9	9.2	9.4	9.6	10.1
Variations with the observer position at spacings(CIE Pub.117):										
S = 1.0H	+ 3.6 / -31.5					+ 3.8 / -33.2				
1.5H	+ 6.1 / -29.1					+ 6.3 / -27.7				
2.0H	+ 8.4 / -26.1					+ 8.4 / -25.1				

CIE Pub.117, 913.5 lm Total Lamp Luminous Flux Correct (8log(F/F0) = -0.3)
Area: 0.001833 m2

C Range: 0 - 360DEG
C Interval: 30.0DEG
Test Speed: HIGH
Temperature:25.3℃
Operators:zoe
Test Date:2024-12-10

Range: 0 - 180DEG
Interval: 1.0DEG
Test System:EVERFINE GO-SPEX500_V1 SYSTEM V2.00.461
Humidity:65.0%
Test Distance:3.160m [K=1.0000]
Remarks: LAMP:NF2W757GRT-V4 Ra:90
LENS:KY-XLZ148-36R+HONEYCOMB LOUVER
NOT DRIVER:48V
30minutes warm-up

UTILIZATION FACTORS TABLE

Test:U:47.997V I:0.1780A P:8.5435W PF:1.0000 Freq:49.99Hz Lamp Flux:913.52x1 lm		
NAME: OZ48-KAHL-8	TYPE:	WEIGHT:
SPEC.: 3000K	DIM.:	SERIAL No.: 2412101468
MFR.: RISE	SUR.: 0.001833m2	Shielding Angle:

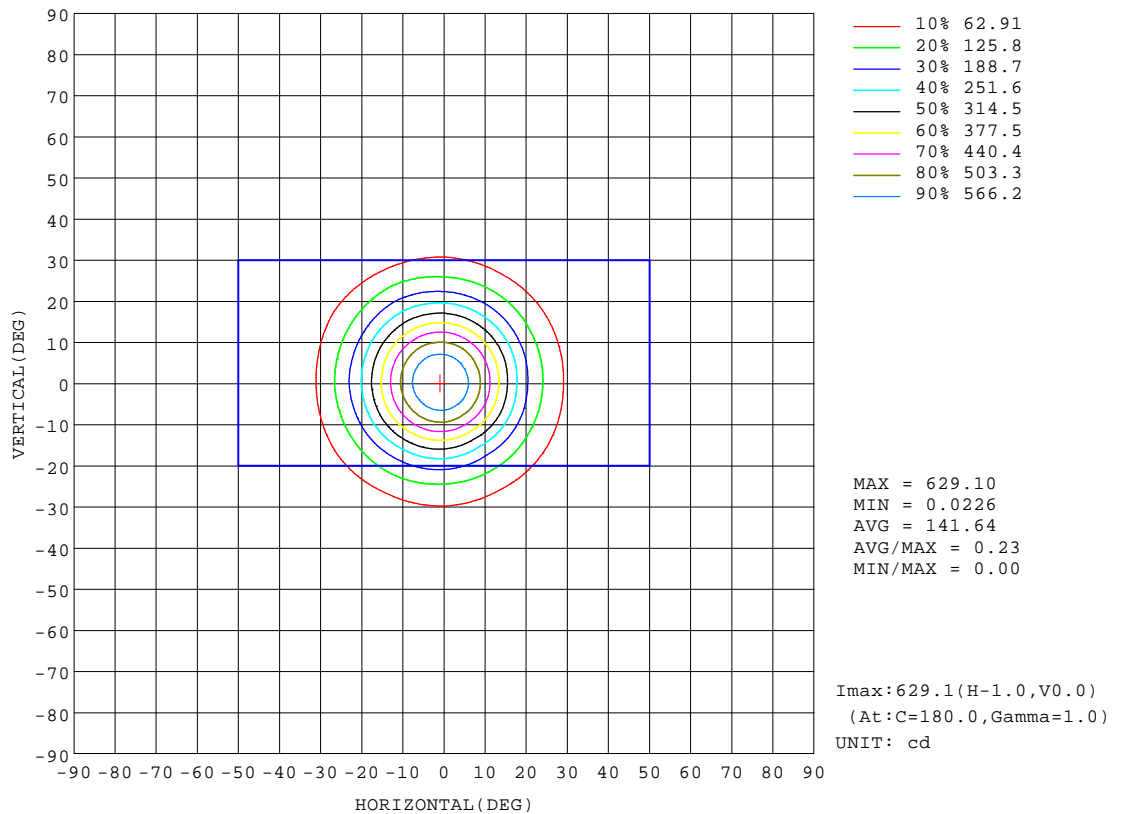
REFLECTANCE										
Ceiling	0.8	0.8	0.8	0.7	0.7	0.7	0.5	0.5	0.5	0
Walls	0.7	0.5	0.3	0.7	0.5	0.3	0.7	0.5	0.3	0
Working plane	0.2	0.2	0.2	0.2	0.2	0.2	0.2	0.2	0.2	0
ROOM INDEX	UTILIZATION FACTORS(PERCENT) $k(RI) \times RCR = 5$									
k = 0.60	23	22	21	23	22	21	23	21	21	20
0.80	25	24	23	25	23	23	24	23	23	22
1.00	26	25	24	26	24	24	25	24	24	23
1.25	27	26	25	27	25	25	26	25	24	24
1.50	27	26	26	27	26	25	27	26	25	24
2.00	28	27	26	28	27	26	27	26	26	24
2.50	28	27	27	28	27	27	27	27	26	25
3.00	29	28	27	28	28	27	27	27	26	25
4.00	29	29	28	29	28	28	28	27	27	25
5.00	29	29	29	29	28	28	28	28	27	25
ROOM INDEX	UF(total)									Direct
According to DIN EN 13032-2 2004			Suspended					SHRNOM = 1.25		

C Range: 0 - 360DEG
C Interval: 30.0DEG
Test Speed: HIGH
Temperature:25.3℃
Operators:zoe
Test Date:2024-12-10

Range: 0 - 180DEG
Interval: 1.0DEG
Test System:EVERFINE GO-SPEX500_V1 SYSTEM V2.00.461
Humidity:65.0%
Test Distance:3.160m [K=1.0000]
Remarks: LAMP:NF2W757GRT-V4 Ra:90
LENS:KY-XLZ148-36R+HONEYCOMB LOUVER
NOT DRIVER:48V
30minutes warm-up

ISOCANDELA DIAGRAM

Test:U:47.997V I:0.1780A P:8.5435W PF:1.0000 Freq:49.99Hz Lamp Flux:913.52x1 lm		
NAME: OZ48-KAHL-8	TYPE:	WEIGHT:
SPEC.: 3000K	DIM.:	SERIAL No.: 2412101468
MFR.: RISE	SUR.: 0.001833m2	Shielding Angle:

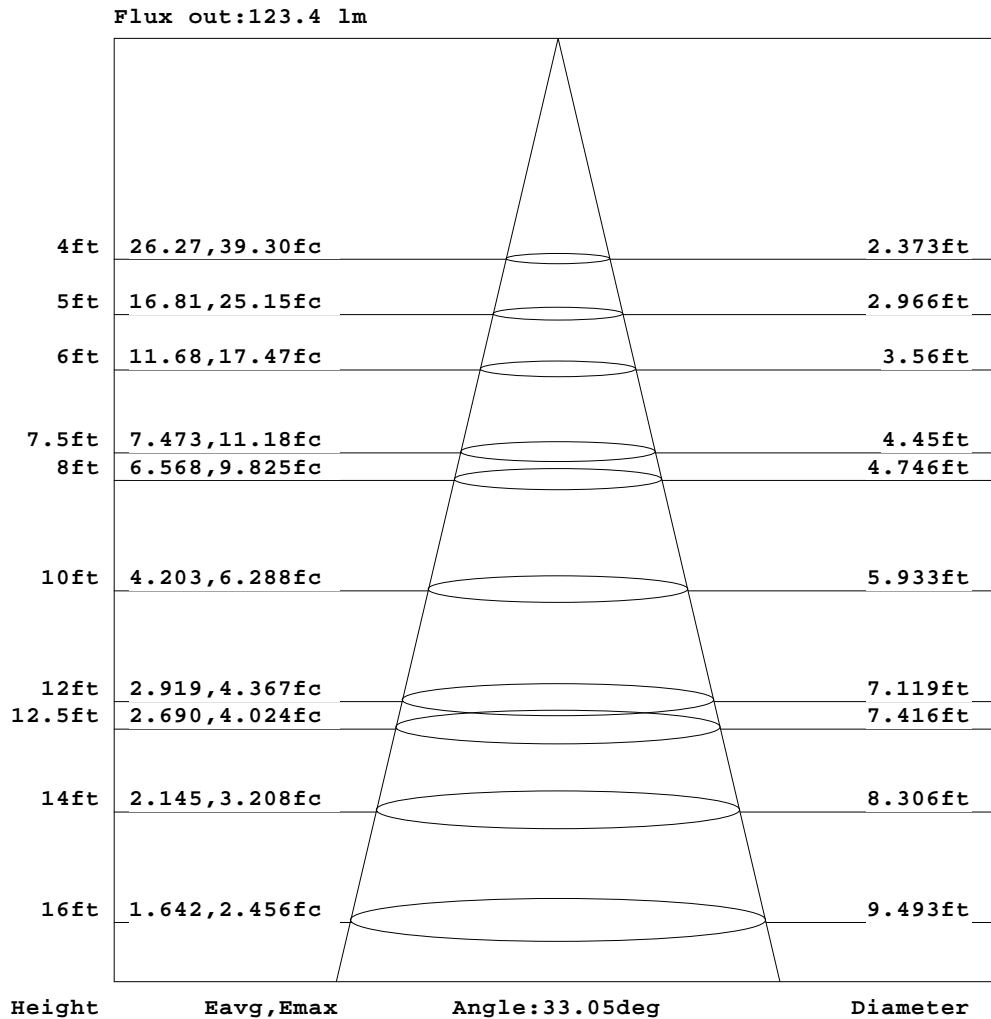


C Range: 0 - 360DEG
C Interval: 30.0DEG
Test Speed: HIGH
Temperature:25.3℃
Operators:zoe
Test Date:2024-12-10

Range: 0 - 180DEG
Interval: 1.0DEG
Test System:EVERFINE GO-SPEX500_V1 SYSTEM V2.00.461
Humidity:65.0%
Test Distance:3.160m [K=1.0000]
Remarks: LAMP:NF2W757GRT-V4 Ra:90
LENS:KY-XLZ148-36R+HONEYCOMB LOUVER
NOT DRIVER:48V
30minutes warm-up

AAI Figure

Test:U:47.997V I:0.1780A P:8.5435W PF:1.0000 Freq:49.99Hz Lamp Flux:913.52x1 lm		
NAME: OZ48-KAHL-8	TYPE:	WEIGHT:
SPEC.: 3000K	DIM.:	SERIAL No.: 2412101468
MFR.: RISE	SUR.: 0.001833m2	Shielding Angle:



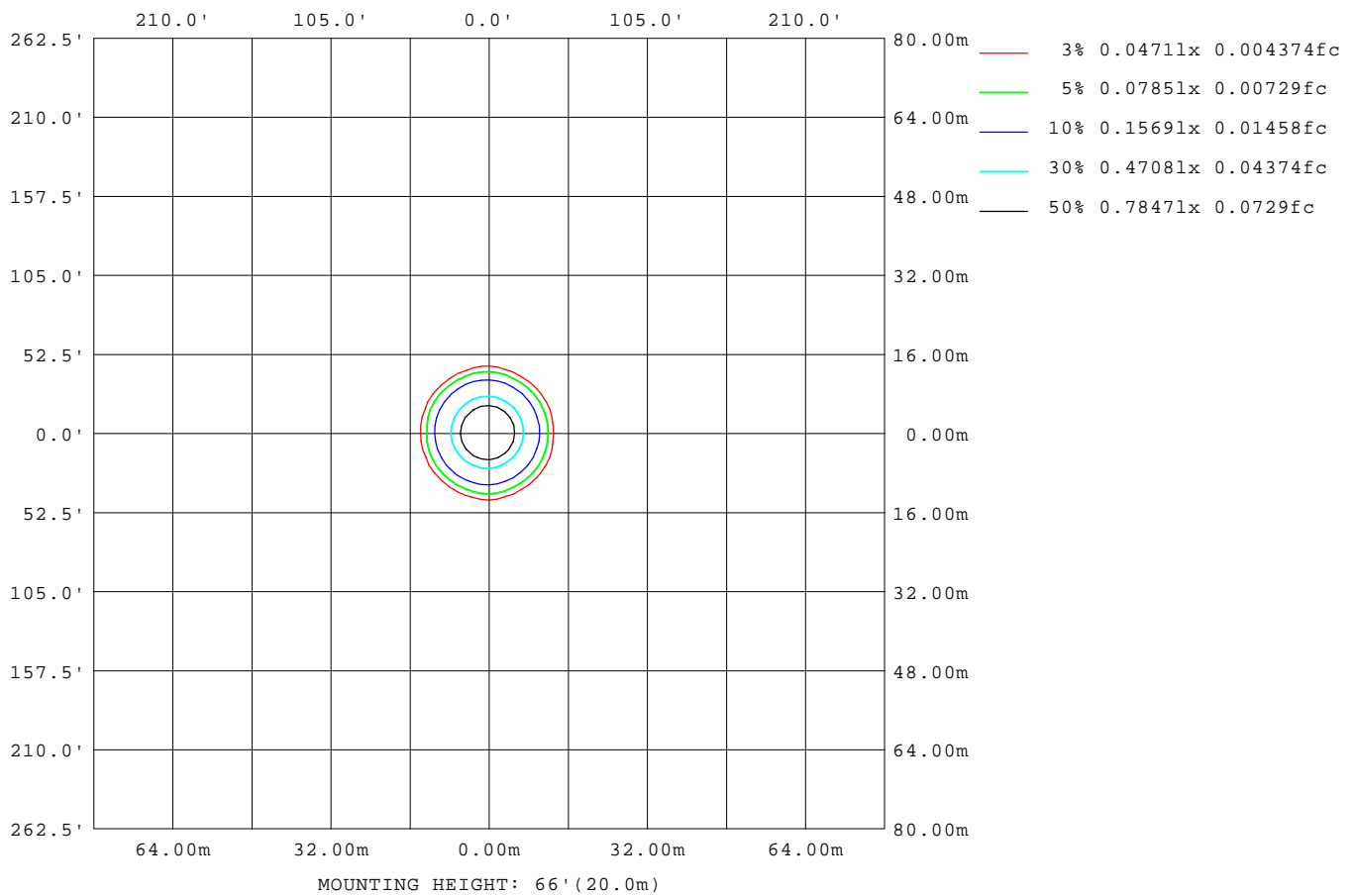
Note: The Curves indicate the illuminated area and the average illumination when the luminaire is at different distance.

C Range: 0 - 360DEG
C Interval: 30.0DEG
Test Speed: HIGH
Temperature: 25.3 °C
Operators: zoe
Test Date: 2024-12-10

Range: 0 - 180DEG
Interval: 1.0DEG
Test System: EVERFINE GO-SPEX500_V1 SYSTEM V2.00.461
Humidity: 65.0%
Test Distance: 3.160m [K=1.0000]
Remarks: LAMP: NF2W757GRT-V4 Ra: 90
LENS: KY-XLZ148-36R+HONEYCOMB LOUVER
NOT DRIVER: 48V
30minutes warm-up

ISOLUX DIAGRAM

Test:U:47.997V I:0.1780A P:8.5435W PF:1.0000 Freq:49.99Hz Lamp Flux:913.52x1 lm		
NAME: OZ48-KAHL-8	TYPE:	WEIGHT:
SPEC.: 3000K	DIM.:	SERIAL No.: 2412101468
MFR.: RISE	SUR.: 0.001833m2	Shielding Angle:



C Range: 0 - 360DEG
C Interval: 30.0DEG
Test Speed: HIGH
Temperature:25.3℃
Operators:zoe
Test Date:2024-12-10

Range: 0 - 180DEG
Interval: 1.0DEG
Test System:EVERFINE GO-SPEX500_V1 SYSTEM V2.00.461
Humidity:65.0%
Test Distance:3.160m [K=1.0000]
Remarks: LAMP:NF2W757GRT-V4 Ra:90
LENS:KY-XLZ148-36R+HONEYCOMB LOUVER
NOT DRIVER:48V
30minutes warm-up

LED Avg.L Report

Test:U:47.997V I:0.1780A P:8.5435W PF:1.0000 Freq:49.99Hz Lamp Flux:913.52x1 lm		
NAME: OZ48-KAHL-8	TYPE:	WEIGHT:
SPEC.: 3000K	DIM.:	SERIAL No.: 2412101468
MFR.: RISE	SUR.: 0.001833m2	Shielding Angle:

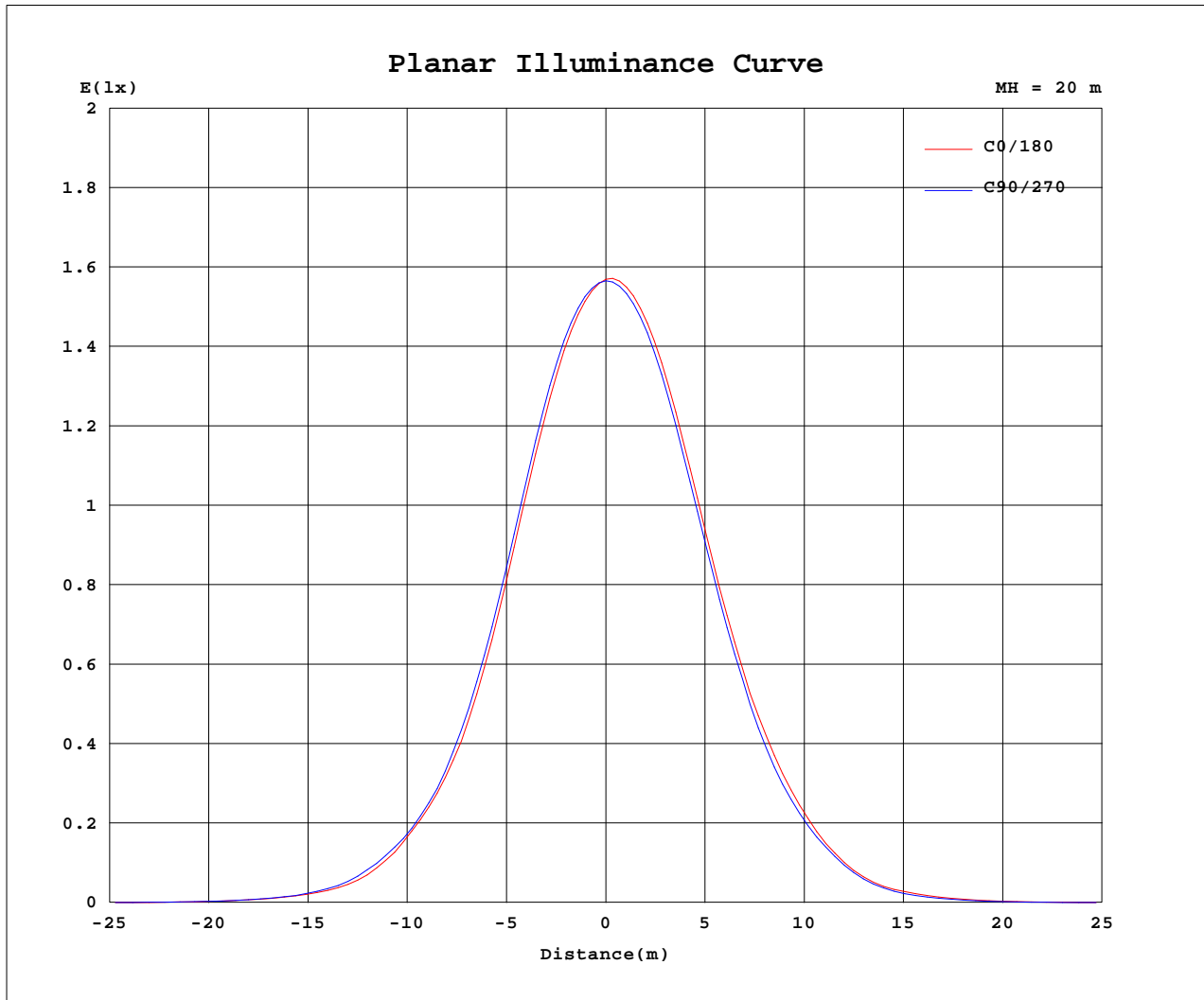
AvgL	cd/m2
L_0~180(65)av	12
L_0~180(75)av	13
L_0~180(85)av	19
L_90~270(65)av	7
L_90~270(75)av	7
L_90~270(85)av	19
L_45(65)av	8
L_45(75)av	7
L_45(85)av	3

Standard: GB/T 29293-2012

C Range: 0 - 360DEG
C Interval: 30.0DEG
Test Speed: HIGH
Temperature:25.3℃
Operators:zoe
Test Date:2024-12-10

Range: 0 - 180DEG
Interval: 1.0DEG
Test System:EVERFINE GO-SPEX500_V1 SYSTEM V2.00.461
Humidity:65.0%
Test Distance:3.160m [K=1.0000]
Remarks: LAMP:NF2W757GRT-V4 Ra:90
LENS:KY-XLZ148-36R+HONEYCOMB LOUVER
NOT DRIVER:48V
30minutes warm-up

Planar Illuminance Curve



C Range: 0 - 360DEG
 C Interval: 30.0DEG
 Test Speed: HIGH
 Temperature: 25.3 °C
 Operators: zoe
 Test Date: 2024-12-10

Range: 0 - 180DEG
 Interval: 1.0DEG
 Test System: EVERFINE GO-SPEX500_V1 SYSTEM V2.00.461
 Humidity: 65.0%
 Test Distance: 3.160m [K=1.0000]
 Remarks: LAMP: NF2W757GRT-V4 Ra: 90
 LENS: KY-XLZ148-36R+HONEYCOMB LOUVER
 NOT DRIVER: 48V
 30minutes warm-up



LUMINOUS DISTRIBUTION INTENSITY DATA

Test:U:47.997V I:0.1780A P:8.5435W PF:1.0000 Freq:49.99Hz Lamp Flux:913.52x1 lm		
NAME: OZ48-KAHL-8	TYPE:	WEIGHT:
SPEC.: 3000K	DIM.:	SERIAL No.: 2412101468
MFR.: RISE	SUR.: 0.001833m2	Shielding Angle:

Table--1

UNIT: cd

C(DEG) (DEG)	0	30	60	90	120	150	180	210	240	270	300	330						
0	627	627	627	627	627	627	627	627	627	627	627	627						
5	581	582	584	591	596	601	604	604	603	597	591	584						
10	472	472	475	487	498	509	516	518	515	504	493	480						
15	326	327	325	342	356	377	384	386	382	372	357	342						
20	196	196	193	210	221	241	253	257	255	241	225	210						
25	112	108	111	118	129	138	152	152	155	140	130	117						
30	53.7	55.2	53.7	61.0	62.0	72.2	76.7	81.0	73.9	71.7	60.7	57.9						
35	22.5	23.3	23.3	25.7	26.3	28.6	29.8	32.8	28.5	26.7	23.4	23.3						
40	9.94	9.92	10.3	10.7	11.6	11.1	12.5	11.6	11.2	9.75	9.13	9.26						
45	3.53	3.57	3.68	3.87	4.12	4.00	4.06	3.73	3.17	3.15	2.90	2.97						
50	0.53	0.84	0.59	0.99	0.91	1.04	0.88	0.95	0.61	0.76	0.44	0.67						
55	0.10	0.05	0.10	0.05	0.16	0.10	0.19	0.08	0.11	0.04	0.08	0.03						
60	0.01	0.01	0.01	0.01	0.01	0.02	0.01	0.01	0.01	0.01	0.01	0.00						
65	0.01	0.01	0.01	0.01	0.01	0.01	0.01	0.01	0.00	0.00	0.00	0.01						
70	0.01	0.00	0.01	0.00	0.00	0.00	0.01	0.00	0.00	0.00	0.00	0.01						
75	0.01	0.00	0.00	0.00	0.00	0.00	0.01	0.00	0.00	0.00	0.00	0.00						
80	0.00	0.00	0.00	0.00	0.00	0.00	0.00	0.00	0.00	0.00	0.00	0.00						
85	0.00	0.00	0.00	0.00	0.00	0.00	0.00	0.00	0.00	0.00	0.00	0.00						
90	0.00	0.00	0.00	0.00	0.00	0.00	0.00	0.00	0.00	0.00	0.00	0.00						
95	0.00	0.00	0.00	0.00	0.00	0.00	0.00	0.00	0.00	0.00	0.00	0.00						
100	0.00	0.00	0.00	0.00	0.00	0.00	0.00	0.00	0.00	0.00	0.00	0.00						
105	0.00	0.00	0.00	0.00	0.00	0.00	0.00	0.00	0.00	0.00	0.00	0.00						
110	0.00	0.00	0.00	0.00	0.00	0.00	0.00	0.00	0.00	0.00	0.00	0.00						
115	0.00	0.00	0.00	0.00	0.00	0.00	0.00	0.00	0.00	0.00	0.00	0.00						
120	0.00	0.00	0.00	0.00	0.00	0.00	0.00	0.00	0.00	0.00	0.00	0.00						
125	0.00	0.00	0.00	0.00	0.00	0.00	0.00	0.00	0.00	0.00	0.00	0.00						
130	0.00	0.00	0.00	0.00	0.00	0.00	0.00	0.00	0.00	0.00	0.00	0.00						
135	0.00	0.00	0.00	0.00	0.00	0.00	0.00	0.00	0.00	0.00	0.00	0.00						
140	0.00	0.00	0.00	0.00	0.00	0.00	0.00	0.00	0.00	0.00	0.00	0.00						
145	0.00	0.00	0.00	0.00	0.00	0.00	0.00	0.00	0.00	0.00	0.00	0.00						
150	0.00	0.00	0.00	0.00	0.00	0.00	0.00	0.00	0.00	0.00	0.00	0.00						
155	0.00	0.00	0.00	0.00	0.00	0.00	0.00	0.00	0.00	0.00	0.00	0.00						
160	0.00	0.00	0.00	0.00	0.00	0.00	0.00	0.00	0.00	0.00	0.00	0.00						
165	0.00	0.00	0.00	0.00	0.00	0.00	0.00	0.00	0.00	0.00	0.00	0.00						
170	0.00	0.00	0.00	0.00	0.00	0.00	0.00	0.00	0.00	0.00	0.00	0.00						
175	0.00	0.00	0.00	0.00	0.00	0.00	0.00	0.00	0.00	0.00	0.00	0.00						
180	0.00	0.00	0.00	0.00	0.00	0.00	0.00	0.00	0.00	0.00	0.00	0.00						

C Range: 0 - 360DEG
C Interval: 30.0DEG
Test Speed: HIGH
Temperature:25.3℃
Operators:zoe
Test Date:2024-12-10

Range: 0 - 180DEG
Interval: 1.0DEG
Test System:EVERFINE GO-SPEX500_V1 SYSTEM V2.00.461
Humidity:65.0%
Test Distance:3.160m [K=1.0000]
Remarks: LAMP:NF2W757GRT-V4 Ra:90
LENS:KY-XLZ148-36R+HONEYCOMB LOUVER
NOT DRIVER:48V
30minutes warm-up